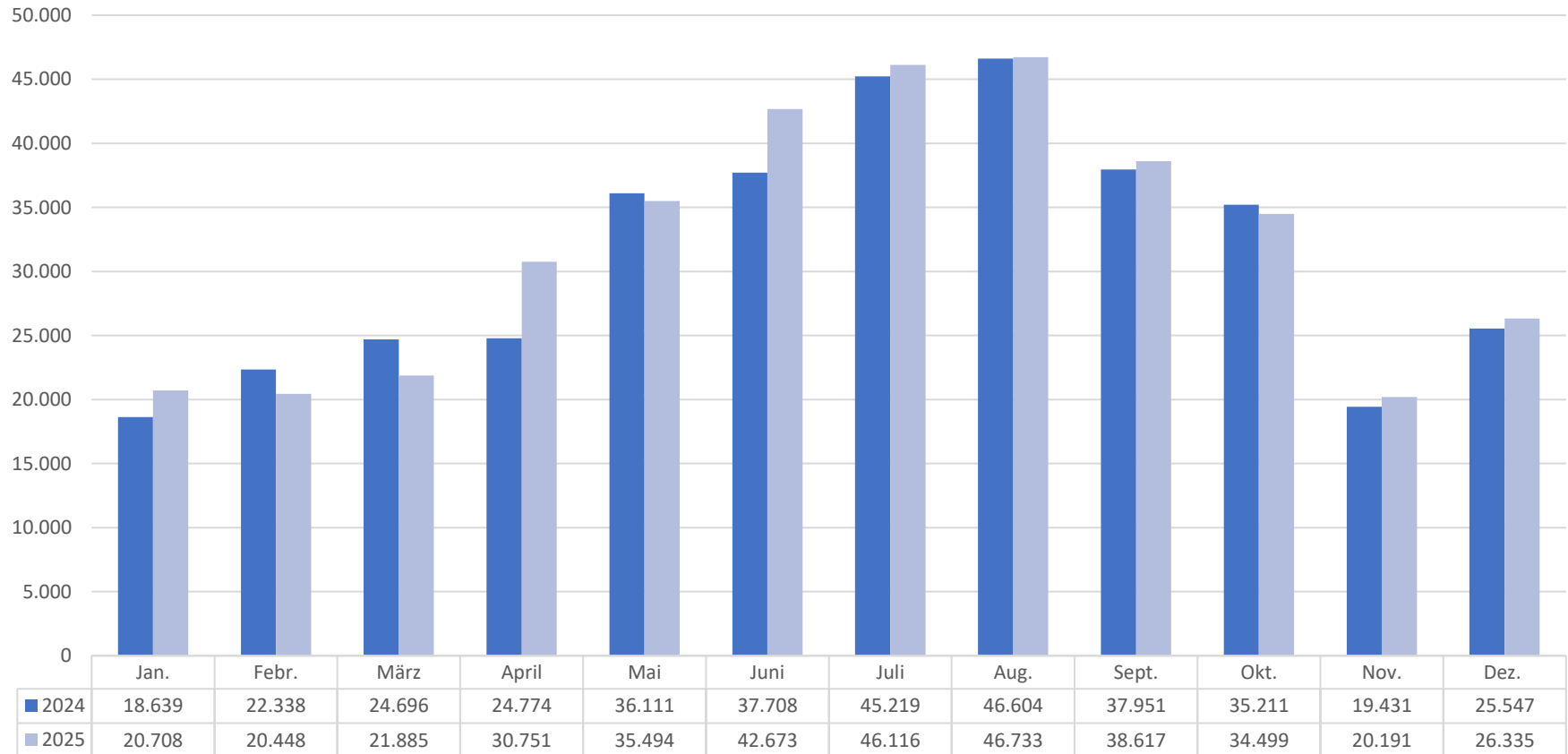




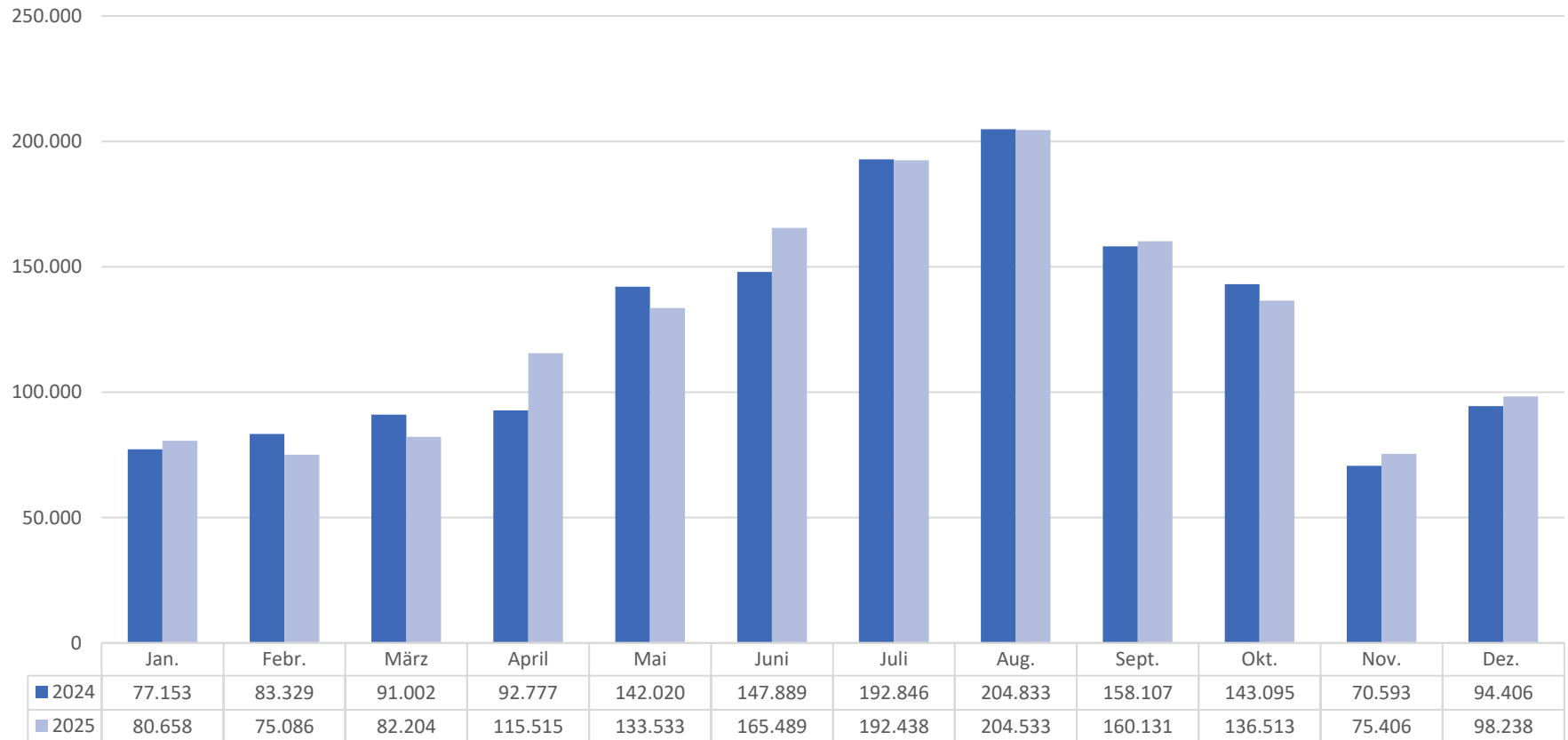
TOURISTISCHE KENNZAHLEN 2025

Ankünfte im Vergleich 2025



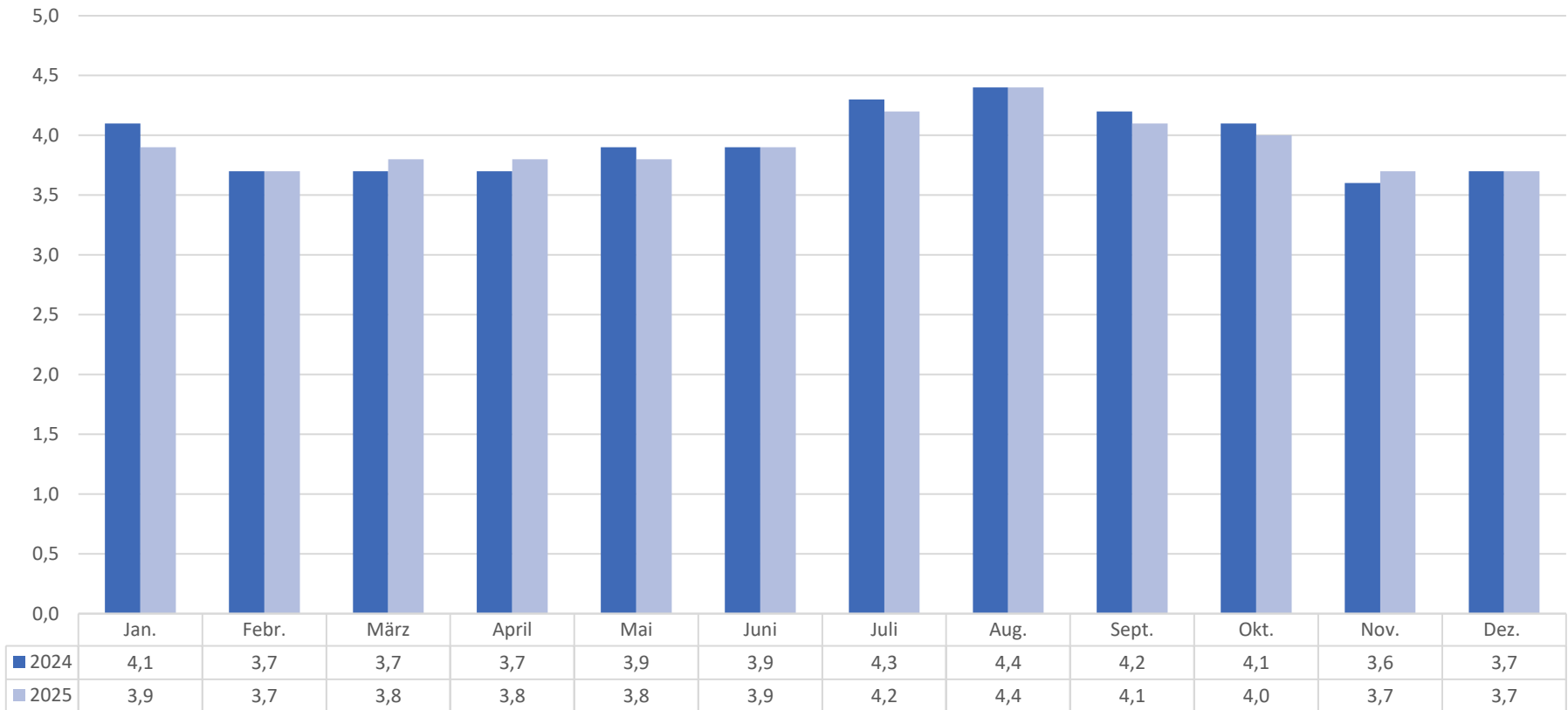
↑
+ 2,73%

Übernachtungen im Vergleich 2025




+ 1,45%

Aufenthaltsdauer im Vergleich 2025



Im Schnitt 4,0 Tage

Gäste- und Übernachtungsvergleich im Detail

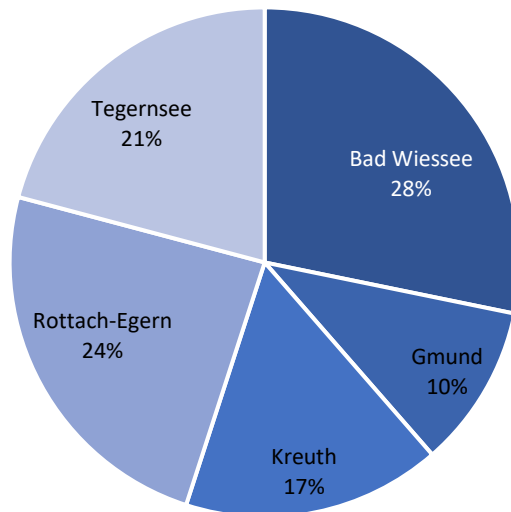


2025	Bad Wiessee				Gmund a.Tegernsee				Kreuth				Rottach-Egern				Tegernsee				Summe			
2024	Gäste	Diff. %	Übern.	Diff. %	Gäste	Diff. %	Übern.	Diff. %	Gäste	Diff. %	Übern.	Diff. %	Gäste	Diff. %	Übern.	Diff. %	Gäste	Diff. %	Übern.	Diff. %	Gäste	Diff. %	Übern.	Diff. %
Januar	4.927	25,88%	30.532	4,2%	2.026	22,27%	3.879	22,56%	3.582	7,76%	12.894	186%	5.219	8,32%	17.878	4,65%	4.955	0,59%	15.468	3,49%	20.709	11,1%	80.651	4,53%
	3.914		29.299		1.657		3.165		3.324		12.659		4.818		17.083		4.926		14.947		18.639		77.153	
Februar	4.878	3,50%	28.494	-4,79%	1.987	-0,20%	3.667	-0,60%	3.718	-17,23%	13.287	-11,73%	5.256	-7,40%	15.927	-17,75%	4.609	-15,68%	13.711	-10,36%	20.448	-8,46%	75.086	-9,89%
	4.713		29.926		1.991		3.689		4.492		15.053		5.676		19.365		5.466		15.296		22.338		83.329	
März	5.352	-4,56%	32.421	-2,89%	2.406	6,37%	4.203	-2,05%	3.436	-14,23%	12.888	-10,82%	5.538	-18,67%	17.617	-17,62%	5.153	-14,27%	15.075	-13,80%	21.885	-11,38%	82.204	-9,67%
	5.608		33.386		2.262		4.291		4.006		14.452		6.809		21.384		6.011		17.489		24.696		91.002	
April	8.533	26,23%	42.998	16,42%	3.483	60,21%	8.394	78,03%	4.759	15,31%	17.882	28,29%	7.425	23,13%	25.982	27,90%	6.553	15,27%	20.261	20,06%	30.753	24,12%	115.517	24,51%
	6.760		36.934		2.174		4.715		4.127		13.939		6.030		20.315		5.685		16.876		24.776		92.779	
Mai	10.122	-6,31%	51.378	-7,69%	3.618	10,57%	8.716	6,62%	5.602	-0,80%	19.024	-8,78%	9.029	0,07%	32.351	-4,72%	7.123	-3,29%	22.064	-5,62%	35.494	-17,1%	133.533	-5,98%
	10.804		55.659		3.272		8.175		5.647		20.856		9.023		33.953		7.365		23.377		36.111		142.020	
Juni	12.694	11,25%	61.196	5,83%	4.947	54,50%	12.168	49,45%	7.026	14,1%	25.125	26,16%	10.034	3,62%	40.972	5,40%	7.972	9,54%	26.028	12,41%	42.673	13,10%	165.489	11,88%
	11.410		57.827		3.202		8.142		6.157		19.915		9.683		38.873		7.278		23.154		37.730		147.911	
Juli	13.998	5,09%	70.516	-0,24%	5.475	18,51%	14.727	11,05%	7.460	-5,96%	28.658	-0,89%	10.420	-1,34%	48.927	-2,70%	8.763	-0,26%	29.610	-0,31%	46.116	1,98%	192.438	-0,21%
	13.320		70.685		4.620		13.261		7.933		28.914		10.562		50.286		8.786		29.702		45.221		192.848	
August	15.131	2,50%	75.663	-0,38%	4.938	7,70%	14.873	2,28%	7.301	-6,14%	31.301	-0,95%	10.428	-0,59%	50.221	-1,87%	8.935	-0,59%	32.475	2,89%	46.733	0,28%	204.533	-0,15%
	14.762		75.949		4.585		14.542		7.779		31.601		10.490		51.179		8.988		31.562		46.604		204.833	
Sep.	11.703	3,38%	61.447	0,34%	3.835	11,55%	10.221	12,02%	6.322	6,23%	21.540	1,68%	9.180	-2,83%	40.470	-2,05%	7.560	-3,03%	26.423	4,67%	38.600	17,1%	160.101	1,26%
	11.320		61.238		3.438		9.124		5.951		21.185		9.447		41.318		7.796		25.243		37.952		158.108	
Okt.	9.403	-0,47%	50.052	-5,29%	3.184	-0,66%	7.873	-10,23%	6.121	0,48%	22.465	-1,31%	8.583	-6,34%	33.765	-5,61%	7.206	-1,36%	22.347	-2,61%	34.497	-2,03%	136.502	-4,61%
	9.447		52.847		3.205		8.770		6.092		22.764		9.164		35.770		7.305		22.946		35.213		143.097	
Nov.	4.977	13,79%	31.141	7,75%	1.662	5,12%	3.825	34,73%	3.810	16,66%	12.999	17,57%	4.751	6,93%	13.032	6,42%	4.982	-13,61%	14.378	-7,54%	20.182	3,86%	75.375	6,77%
	4.374		28.902		1.581		2.839		3.266		11.056		4.443		12.246		5.767		15.550		19.431		70.593	
Dez.	6.750	5,83%	34.434	1,99%	2.313	8,85%	5.188	15,16%	3.916	8,45%	15.172	6,40%	6.953	-1,15%	24.383	2,27%	6.409	0,19%	19.106	6,04%	26.341	3,12%	98.283	4,13%
	6.378		33.761		2.125		4.505		3.611		14.259		7.034		23.842		6.397		18.017		25.545		94.384	
Gesamt	108.468	5,50%	570.272	0,68%	39.874	16,89%	97.734	14,69%	63.053	107%	233.235	2,90%	92.816	-0,39%	361.525	-1,12%	80.220	-1,90%	256.946	1,10%	384.431	2,72%	1.519.712	1,45%
	102.810		566.413		34.112		85.218		62.385		226.653		93.179		365.614		81.770		254.159		374.256		1.498.057	

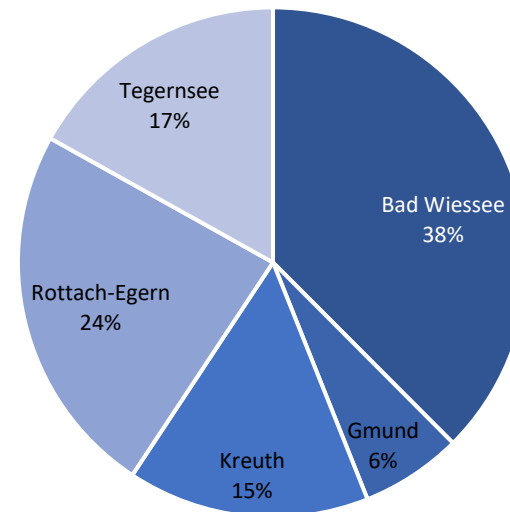
Ankünfte und Übernachtungen nach Gemeinden 2025



Verteilung nach Ankünften



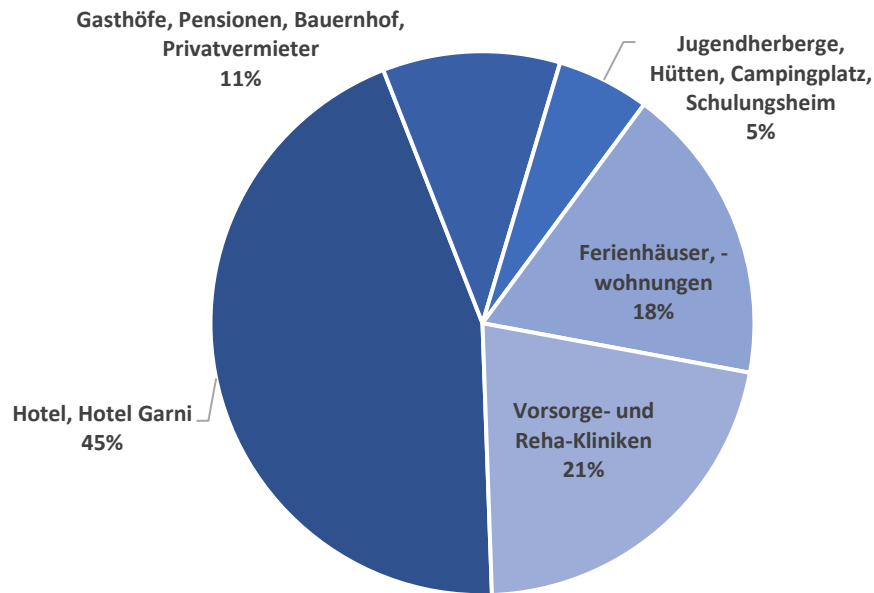
Verteilung nach Übernachtungen



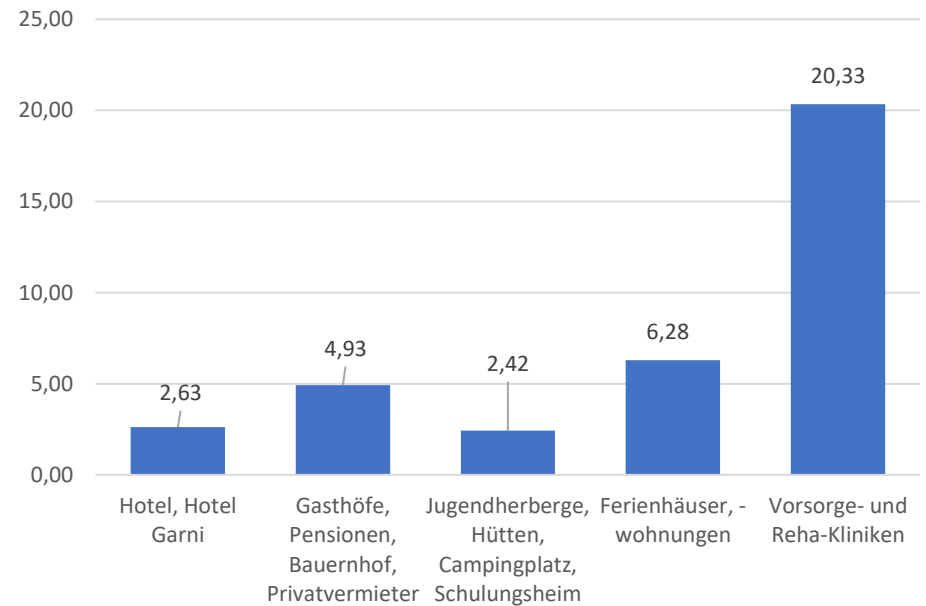
Übernachtungen und Ø Aufenthaltsdauer nach Betriebsart 2025



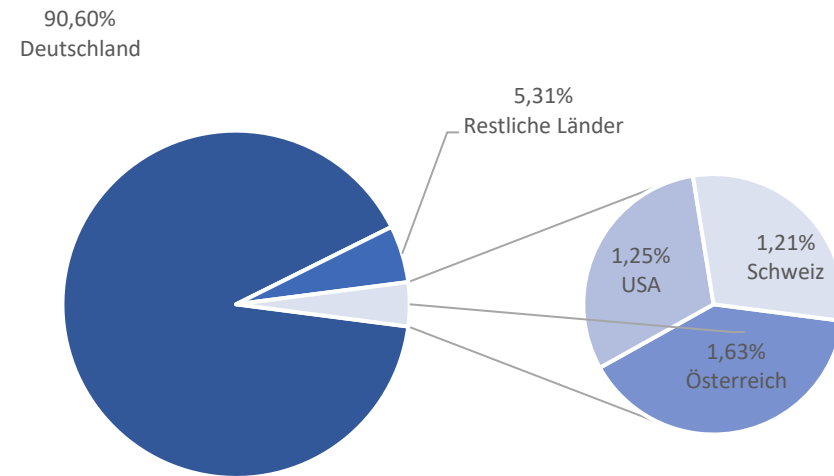
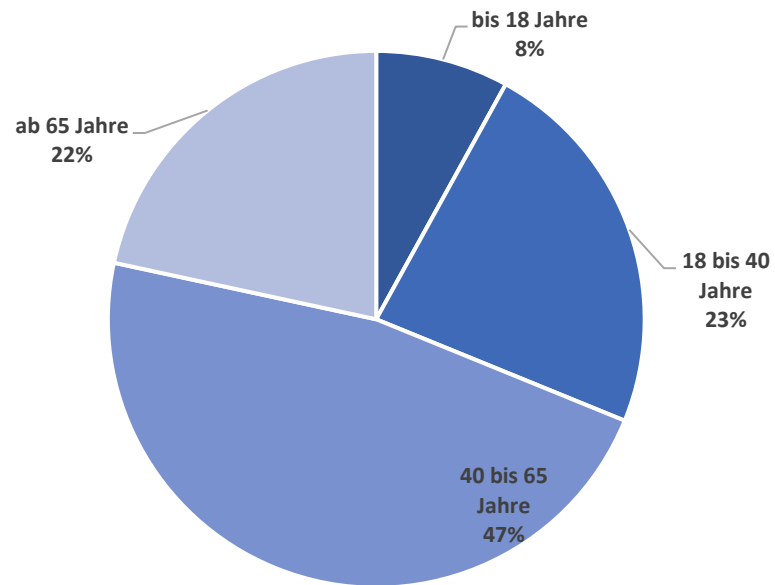
Verteilung der Übernachtungen



Durchschnittliche Aufenthaltsdauer 2025



Gäbestruktur nach Alter und Herkunft 2025





Herausgeber:
Tegernseer Tal Tourismus GmbH
Geschäftsführer Christian Kausch
Hauptstraße 2
83684 Tegernsee
Telefon: +49 8022 92738-0
Telefax: +49 8022 92738-22
E-Mail: info@tegernsee.com
www.tegernsee.com

Redaktion und Koordination:
Stefanie Roth
s.roth@tegernsee.com

Fotos: Dietmar Denger

Stand: 13.02.2026